

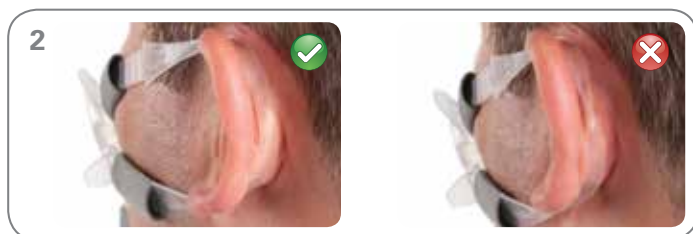


Fitting

Swift FX Bella Series



1 Hold the pillows at your nose, ensuring the ResMed logo is at the top. Pull one strap around and behind your ear.



2 Ensure that the strap lies flat and comfortably across the ear. Take care to avoid twisting the strap.



3 Repeat the same process with the other strap.



4 Adjust the mask's fit by pulling both of the upper straps at the same time, along the notches, until you get a comfortable fit.



5 Repeat the process on the mask's lower straps. Do not overtighten.



6 Check that the pillows are upright at the entrance to the nose, then connect the free end of the short tube assembly to the air tubing of your device. Now it's ready for use.

OPTIONAL



You also have the option to wear your Swift FX Bella nasal pillows with the included Swift FX or Swift FX for Her headgear. For more information visit [ResMed.com](#).



Combine a Swift FX Bella Series mask with ResMed's S9 AutoSet™ therapy device for a comfortable, quiet and lifestyle-friendly system.



Swift™ FX Bella Series

NASAL PILLOWS SYSTEM

Choice fit. Complete comfort.

Choice fit. Complete comfort.



Featuring a minimal design that provides a feeling of freedom, the **Swift™ FX Bella Series** is lighter, softer and more streamlined for maximum comfort.

Swift™ FX Bella Series

NASAL PILLOWS SYSTEM

[ResMed.com](#)

*Combined responses of those expressing a preference in an independent patient survey in the USA, UK, Germany, France & Australia, from September 2012. Visit [www.resmed.com/maskbrand](#).

ResMed Corp San Diego, CA, USA +1 858 836 5000 or 1 800 424 0737 (toll free). ResMed Ltd Bella Vista, NSW, Australia +61 (2) 8884 1000 or 1 800 658 189 (toll free). See [ResMed.com](#) for other ResMed locations worldwide. AutoSet, S9, S9 AutoSet and Swift are trademarks of ResMed Ltd and are registered in the U.S. Patent and Trademark Office. ©2013 ResMed. Specifications may change without notice. 1015999/1 2013-01

Swift FX Bella Series

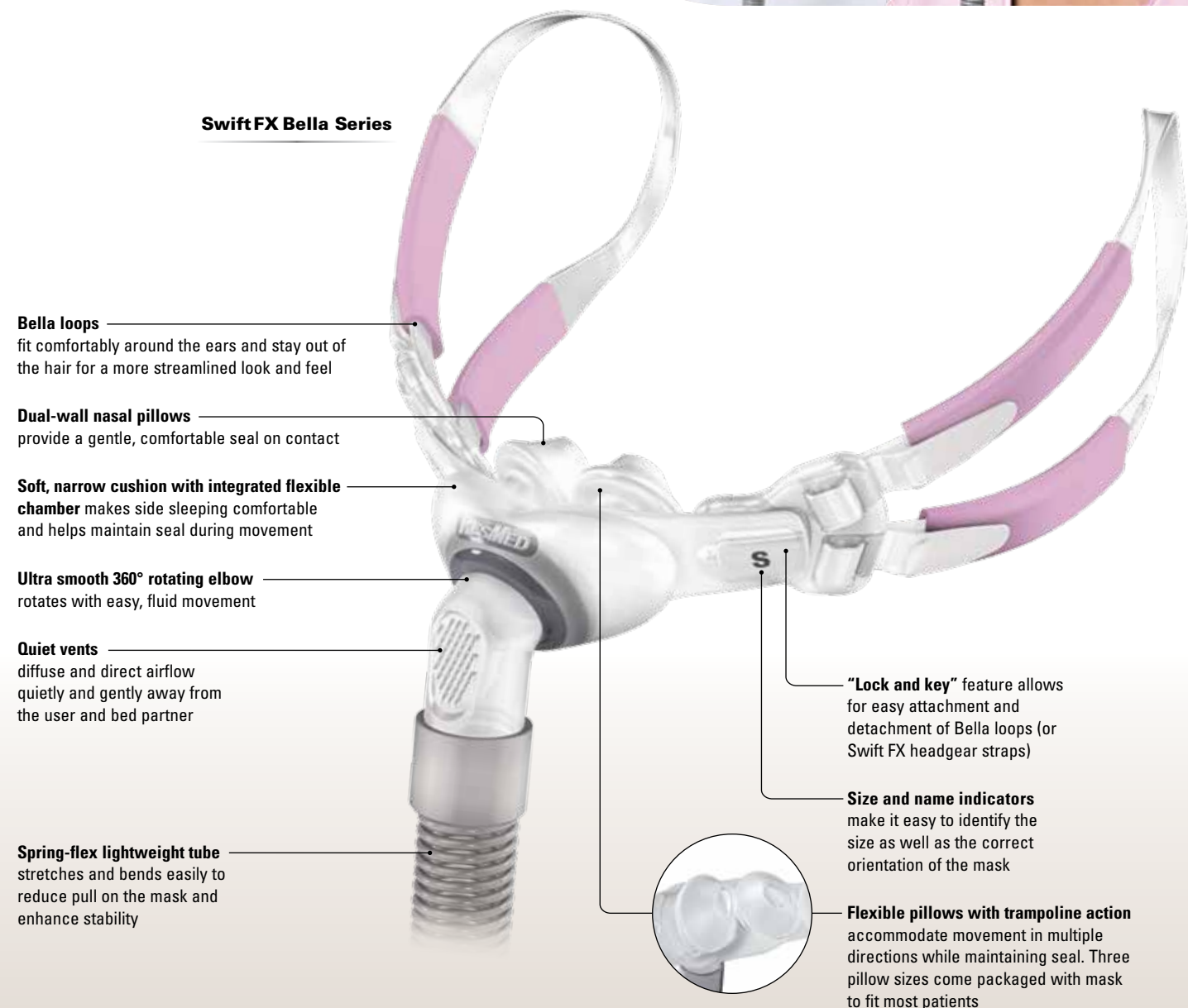
Easy, comfortable style

With its unobtrusive design and sophisticated cushion technology, Swift FX Bella Series, nasal pillows provide a comfortable fit with a feeling of freedom for men and women.

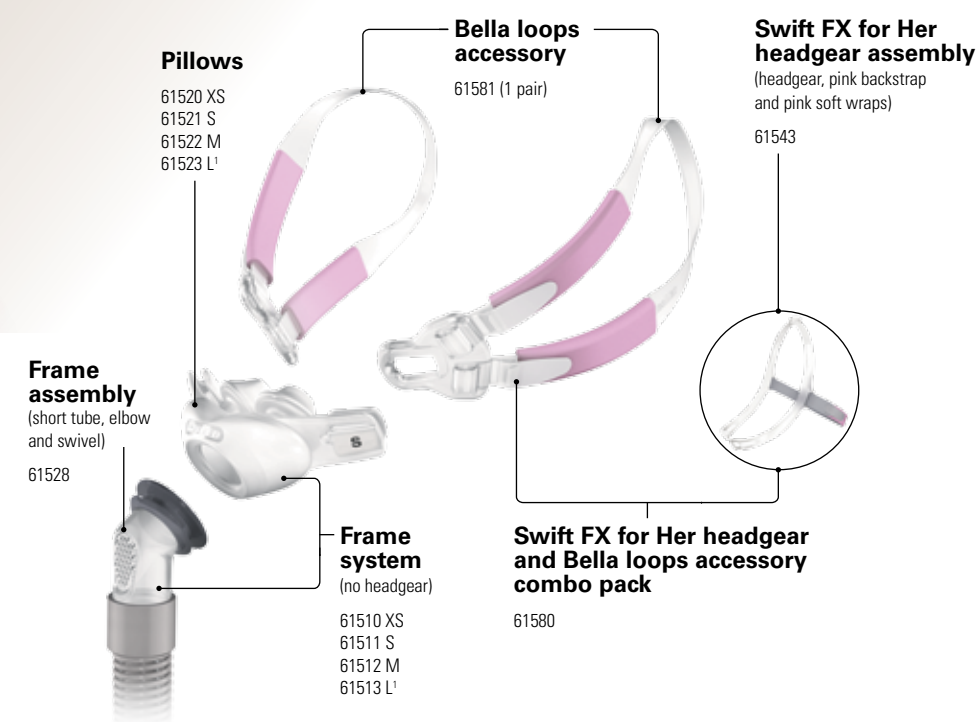
Pillows (3 sizes) come packaged with the mask system to fit a wide range of users.



Swift FX Bella Series



Swift FX Bella components



PRODUCT CODES

Complete Systems

Swift FX Bella Nasal Pillows Mask

| Style | Part Number |
|----------------|-------------|
| Swift FX Bella | 61560 |

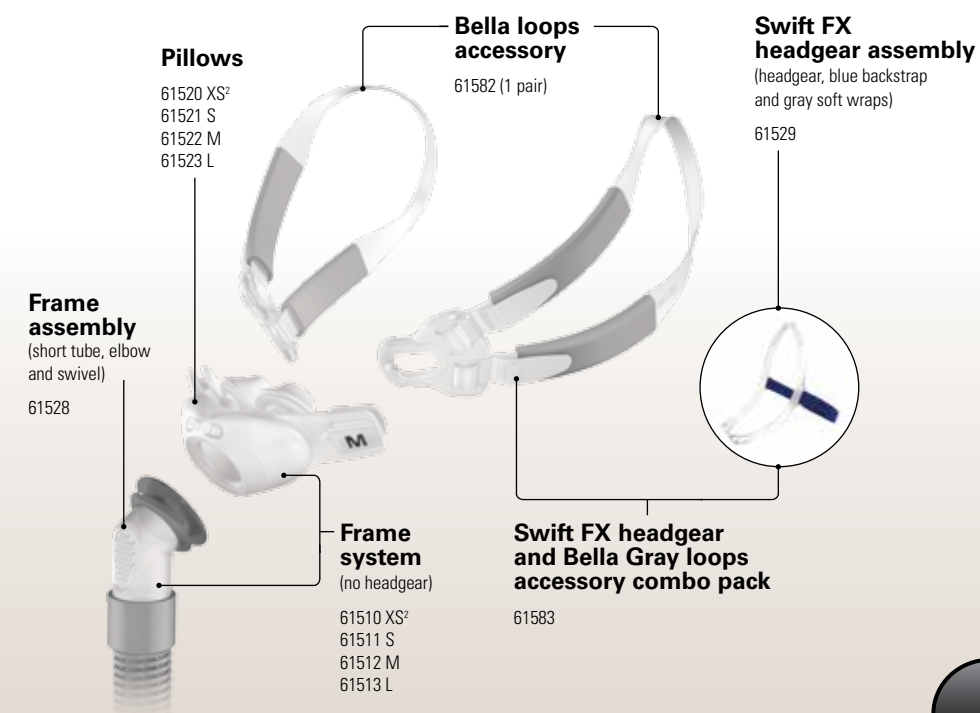
Swift FX Bella complete system includes Bella loops attached to the pillows frame, Swift FX for Her headgear with pink backstrap and pink soft wraps. Also included are Extra Small (XS), Small (S) and Medium (M) pillows.¹

Reimbursement Codes

| HCPCS | Code Descriptor |
|-------|---|
| A7034 | Mask interface—mask or cannula, 1 per 3 months |
| A7033 | Pillow for use on nasal cannula type interface—replacement, 2 pairs per month |
| A7035 | Headgear used with positive airway pressure device, 1 per 6 months |

¹ Large pillows are available separately.

Swift FX Bella Gray components



PRODUCT CODES

Complete Systems

Swift FX Bella Gray Nasal Pillows Mask

| Style | Part Number |
|---------------------|-------------|
| Swift FX Bella Gray | 61568 |

Swift FX Bella Gray complete system includes Bella Gray loops attached to the pillows frame, Swift FX headgear with blue backstrap and gray soft wraps. Also included are Small (S), Medium (M) and Large (L) pillows.²

Reimbursement Codes

| HCPCS | Code Descriptor |
|-------|---|
| A7034 | Mask interface—mask or cannula, 1 per 3 months |
| A7033 | Pillow for use on nasal cannula type interface—replacement, 2 pairs per month |
| A7035 | Headgear used with positive airway pressure device, 1 per 6 months |

² Extra Small (XS) pillows are available separately.